

VARILLA CORRUGADA



Material	Pulg	mm	Kg/m	Número de piezas por tonelada
# 3	3/8	9.5	0.560	153 a 154
# 4	1/2	12.7	0.994	83 a 85
# 5	5/8	15.9	1.552	53 a 55
# 6	3/4	19	2.235	37 a 38
# 8	1	25.4	3.973	21
# 10	1 1/4	31.8	6.225	13
# 12	1 1/2	38.1	8.938	9

Calidades de acero


Grado 42

Grado 52

Grado 56

ALAMBRÓN

ALAMBRE RECOCIDO



Pulg	mm	Kg/m
7/32"	5.55	0.189
1/4"	6.35	0.249
5/16"	7.94	0.388
3/8"	9.52	0.559
1/2"	12.70	0.994
5/8"	15.9	1.552
3/4"	19.1	2.235



Para mayor información contactenos a ventas@acruve.com

VIGA IPR



Material	Pulg x Pulg	mm x mm
IPR	4" x 13"	102 x 19.4
IPR	6" x 8.5"	152 x 12.7
IPR	6" x 9"	152 x 13.6
IPR	6" x 12"	152 x 18
IPR	6" x 16"	152 x 24
IPR	6" x 15"	152 x 22.4
IPR	6" x 20"	152 x 29.7
IPR	6" x 25"	152 x 37.2

IPR	8" x 10"	203 x 15
IPR	8" x 13"	203 x 19.4
IPR	8" x 15"	203 x 22.5
IPR	8" x 18"	203 x 26.6
IPR	8" x 21"	203 x 31.2
IPR	8" x 24"	203 x 25.9
IPR	8" x 28"	203 x 41.8
IPR	8" x 31"	203 x 46.2
IPR	8" x 35"	203 x 52.2
IPR	8" x 40"	203 x 59.3
IPR	8" x 48"	203 x 71.4
IPR	8" x 58"	203 x 86.6
IPR	8" x 67"	203 x 99.8

IPR	10" x 12"	254 x 17.9
IPR	10" x 15"	254 x 22.3
IPR	10" x 17"	254 x 25.3
IPR	10" x 19"	254 x 28.5
IPR	10" x 22"	254 x 32.9
IPR	10" x 26"	254 x 38.5
IPR	10" x 30"	254 x 44.8
IPR	10" x 33"	254 x 49.2
IPR	10" x 39"	254 x 58.2
IPR	10" x 45"	254 x 67.4
IPR	10" x 49"	254 x 72.9
IPR	10" x 54"	254 x 80
IPR	10" x 60"	254 x 89.1
IPR	10" x 68"	254 x 101.3
IPR	10" x 77"	254 x 114.5
IPR	10" x 88"	254 x 131.2
IPR	10" x 100"	254 x 148.9
IPR	10" x 112"	254 x 166.6

Material	Pulg x Pulg	mm x mm
IPR	12" x 14"	305 x 21.1
IPR	12" x 16"	305 x 23.9
IPR	12" x 19"	305 x 28.2
IPR	12" x 22"	305 x 32.8
IPR	12" x 26"	305 x 38.7
IPR	12" x 30"	305 x 44.5
IPR	12" x 35"	305 x 52.2
IPR	12" x 40"	305 x 59.8
IPR	12" x 45"	305 x 66.9
IPR	12" x 50"	305 x 74.4
IPR	12" x 53"	305 x 79
IPR	12" x 58"	305 x 86.1
IPR	12" x 65"	305 x 96.7
IPR	12" x 72"	305 x 106.9
IPR	12" x 79"	305 x 117.5
IPR	12" x 87"	305 x 129.7
IPR	12" x 96"	305 x 142.8
IPR	12" x 106"	305 x 158
IPR	12" x 120"	305 x 178.8
IPR	12" x 136"	305 x 202.1

IPR	14" x 22"	356 x 32.9
IPR	14" x 26"	356 x 38.9
IPR	14" x 30"	356 x 44.8
IPR	14" x 34"	356 x 50.6
IPR	14" x 38"	356 x 56.7
IPR	14" x 43"	356 x 63.8
IPR	14" x 48"	356 x 71.4
IPR	14" x 53"	356 x 79
IPR	14" x 61"	356 x 90.7
IPR	14" x 68"	356 x 101.3
IPR	14" x 74"	356 x 110.4
IPR	14" x 82"	356 x 122.1
IPR	14" x 90"	356 x 134.2
IPR	14" x 99"	356 x 147.4
IPR	14" x 109"	356 x 162.1
IPR	14" x 120"	356 x 178.8
IPR	14" x 132"	356 x 196.5

VIGA IPR



Material	Pulg x Pulg	mm x mm
IPR	16" x 26"	406 x 38.9
IPR	16" x 31"	406 x 46.2
IPR	16" x 36"	406 x 53.7
IPR	16" x 40"	406 x 59.8
IPR	16" x 45"	406 x 67.4
IPR	16" x 50"	406 x 74.4
IPR	16" x 57"	406 x 83.1
IPR	16" x 67"	406 x 99.8
IPR	16" x 77"	406 x 114.5
IPR	16" x 89"	406 x 132.7

IPR	18" x 35"	457 x 52.2
IPR	18" x 40"	457 x 59.8
IPR	18" x 46"	457 x 68.4
IPR	18" x 50"	457 x 74.3
IPR	18" x 55"	457 x 82
IPR	18" x 60"	457 x 89.1
IPR	18" x 65"	457 x 96.7
IPR	18" x 71"	457 x 105.3
IPR	16" x 76"	457 x 112.9
IPR	18" x 86"	457 x 128.1
IPR	18" x 97"	457 x 144.3
IPR	18" x 106"	457 x 157.5
IPR	18" x 119"	457 x 177.8
IPR	18" x 130"	457 x 193.6
IPR	18" x 143"	457 x 213
IPR	18" x 158"	457 x 235.3

IPR	21" x 44"	533 x 65.8
IPR	21" x 50"	533 x 74.4
IPR	21" x 57"	533 x 84.6
IPR	21" x 62"	533 x 92.7
IPR	21" x 68"	533 x 101.3
IPR	21" x 73"	533 x 108.9
IPR	21" x 83"	533 x 123.1
IPR	21" x 93"	533 x 138.3
IPR	21" x 101"	533 x 150.9
IPR	21" x 111"	533 x 165.6
IPR	21" x 122"	533 x 181.8
IPR	21" x 132"	533 x 196.5
IPR	21" x 147"	533 x 218.8

Material	Pulg x Pulg	mm x mm
IPR	24" x 55"	610 x 82
IPR	24" x 62"	610 x 92.2
IPR	24" x 68"	610 x 101.6
IPR	24" x 76"	610 x 113.4
IPR	24" x 84"	610 x 125.1
IPR	24" x 94"	610 x 140.3
IPR	24" x 103"	610 x 153.4
IPR	24" x 104"	610 x 155
IPR	24" x 117"	610 x 174.2
IPR	24" x 131"	610 x 195
IPR	24" x 146"	610 x 217.8
IPR	24" x 162"	610 x 241.6

IPR	27" x 84"	686 x 125.6
IPR	27" x 94"	686 x 140.3
IPR	27" x 102"	686 x 151.9
IPR	27" x 114"	686 x 169.7
IPR	27" x 129"	686 x 192
IPR	27" x 146"	686 x 217.3
IPR	27" x 161"	686 x 240.1
IPR	27" x 178"	686 x 264.9

IPR	30" x 90"	762 x 134
IPR	30" x 99"	762 x 147.4
IPR	30" x 108"	762 x 160.5
IPR	30" x 116"	762 x 173.2
IPR	30" x 124"	762 x 184.9
IPR	30" x 132"	762 x 197
IPR	30" x 148"	762 x 220

IPR	33" x 118"	836 x 175.7
IPR	33" x 130"	836 x 194
IPR	33" x 141"	836 x 210.7
IPR	33" x 152"	836 x 226.4
IPR	33" x 169"	836 x 251

IPR	36" x 135"	914 x 201.1
IPR	36" x 150"	914 x 223.9
IPR	36" x 160"	914 x 238
IPR	36" x 170"	914 x 252.2
IPR	36" x 182"	914 x 271.5
IPR	36" x 194"	914 x 288.7
IPR	36" x 210"	914 x 313

ANGULOS LADOS IGUALES



Material	Pulg x Pulg	Kg/m
ANGULO LI	3/4" x 1/8"	0.88
ANGULO LI	1" x 1/8"	1.19
ANGULO LI	1" x 3/16"	1.73
ANGULO LI	1" x 1/4"	2.22
ANGULO LI	1" x .109"	1.04
ANGULO LI	1 1/4" x 1/8"	1.50
ANGULO LI	1 1/4" x 3/16"	2.20
ANGULO LI	1 1/4" x 1/4"	2.86
ANGULO LI	1 1/4" x .109"	1.32
ANGULO LI	1 1/2" x 1/8"	1.83
ANGULO LI	1 1/2" x 5/32"	2.25
ANGULO LI	1 1/2" x 3/16"	2.68
ANGULO LI	1 1/2" x 1/4"	3.48
ANGULO LI	1 1/2" x .109"	1.60
ANGULO LI	1 3/4" x 1/8"	2.14
ANGULO LI	1 3/4" x 5/32"	2.65
ANGULO LI	1 3/4" x 3/16"	3.15
ANGULO LI	1 3/4" x 1/4"	4.12
ANGULO LI	2" x 1/8"	2.46
ANGULO LI	2" x 5/32"	3.04
ANGULO LI	2" x 3/16"	3.63
ANGULO LI	2" x 1/4"	4.75
ANGULO LI	2" x 5/16"	5.83
ANGULO LI	2" x 3/8"	6.99
ANGULO LI	2 1/2" x 5/32"	3.83
ANGULO LI	2 1/2" x 3/16"	4.61
ANGULO LI	2 1/2" x 1/4"	6.10
ANGULO LI	2 1/2" x 5/16"	7.44
ANGULO LI	2 1/2" x 3/8"	8.78
ANGULO LI	2 1/2" x 1/2"	11.39

Material	Pulg x Pulg	Kg/m
ANGULO LI	3" x 3/16"	5.52
ANGULO LI	3" x 1/4"	7.29
ANGULO LI	3" x 5/16"	9.08
ANGULO LI	3" x 3/8"	10.72
ANGULO LI	3" x 1/2"	13.99
ANGULO LI	3 1/2" x 1/4"	8.30
ANGULO LI	3 1/2" x 5/16"	10.71
ANGULO LI	3 1/2" x 3/8"	12.65
ANGULO LI	3 1/2" x 7/16"	14.52
ANGULO LI	3 1/2" x 1/2"	16.52
ANGULO LI	3 1/2" x 3/4"	23.74
ANGULO LI	4" x 3/16"	7.42
ANGULO LI	4" x 1/4"	9.82
ANGULO LI	4" x 5/16"	12.20
ANGULO LI	4" x 3/8"	14.58
ANGULO LI	4" x 7/16"	16.82
ANGULO LI	4" x 1/2"	19.05
ANGULO LI	4" x 5/8"	23.36
ANGULO LI	4" x 3/4"	27.53
ANGULO LI	5" x 3/8"	18.30
ANGULO LI	5" x 1/2"	24.11
ANGULO LI	5" x 5/8"	29.76
ANGULO LI	5" x 3/4"	35.12
ANGULO LI	6" x 3/8"	22.17
ANGULO LI	6" x 1/2"	29.17
ANGULO LI	6" x 5/8"	36.01
ANGULO LI	6" x 3/4"	42.71
ANGULO LI	6" x 1"	55.66
ANGULO LI	8" x 1/2"	39.3
ANGULO LI	8" x 5/8"	48.70
ANGULO LI	8" x 3/4"	57.90
ANGULO LI	8" x 7/8"	67.10
ANGULO LI	8" x 1"	75.90
ANGULO LI	8" x 1 1/8"	84.80


Calidades de acero

Acero ASTM A36 Fy= 2530 kg/cm2

Acero ASTM A529 Fy= 3515 kg/cm2

*Comercializamos otras calidades de acero en pedido especial

ANGULOS LADOS DESIGUALES



Material	Pulg x Pulg	Kg/m
ANGULO DES	2" x 1 1/2" x 3/16"	3.15
ANGULO DES	2" x 1 1/2" x 1/4"	4.11

ANGULO DES	3" x 2" x 3/16"	4.60
ANGULO DES	3" x 2" x 1/4"	6.10
ANGULO DES	3" x 2" x 5/16"	7.40
ANGULO DES	3" x 2" x 3/8"	8.80

ANGULO DES	3" x 2 1/2" x 1/4"	6.70
ANGULO DES	3" x 2 1/2" x 5/16"	8.30
ANGULO DES	3" x 2 1/2" x 3/8"	9.80
ANGULO DES	3" x 2 1/2" x 1/2"	12.60

ANGULO DES	3 1/2" x 2 1/2" x 1/4"	7.30
ANGULO DES	3 1/2" x 2 1/2" x 5/16"	9.00
ANGULO DES	3 1/2" x 2 1/2" x 3/8"	10.70

ANGULO DES	3 1/2" x 3" x 1/4"	8.00
ANGULO DES	3 1/2" x 3" x 5/16"	9.80
ANGULO DES	3 1/2" x 3" x 3/8"	11.70
ANGULO DES	3 1/2" x 3" x 1/2"	15.10

ANGULO DES	4" x 3" x 1/4"	8.60
ANGULO DES	4" x 3" x 5/16"	10.70
ANGULO DES	4" x 3" x 3/8"	12.60
ANGULO DES	4" x 3" x 1/2"	16.40

Material	Pulg x Pulg	Kg/m
ANGULO DES	4" x 3 1/2" x 1/4"	9.20
ANGULO DES	4" x 3 1/2" x 5/16"	11.40
ANGULO DES	4" x 3 1/2" x 3/8"	13.50
ANGULO DES	4" x 3 1/2" x 1/2"	17.60

ANGULO DES	5" x 3" x 1/4"	9.80
ANGULO DES	5" x 3" x 5/16"	12.10
ANGULO DES	5" x 3" x 3/8"	14.50
ANGULO DES	5" x 3" x 7/16"	16.70
ANGULO DES	5" x 3" x 1/2"	19.00

ANGULO DES	5" x 3 1/2" x 1/4"	10.40
ANGULO DES	5" x 3 1/2" x 5/16"	12.90
ANGULO DES	5" x 3 1/2" x 3/8"	15.40
ANGULO DES	5" x 3 1/2" x 1/2"	20.20

ANGULO DES	6" x 3 1/2" x 5/16"	14.50
ANGULO DES	6" x 3 1/2" x 3/8"	17.30
ANGULO DES	6" x 3 1/2" x 1/2"	22.70

ANGULO DES	6" x 4" x 5/16"	15.30
ANGULO DES	6" x 4" x 3/8"	18.20
ANGULO DES	6" x 4" x 1/2"	24.00
ANGULO DES	6" x 4" x 3/4"	35.00

ANGULO DES	7" x 4" x 3/8"	20.20
ANGULO DES	7" x 4" x 1/2"	26.50
ANGULO DES	7" x 4" x 3/4"	38.80

ANGULO DES	8" x 4" x 1/2"	29.00
ANGULO DES	8" x 4" x 3/4"	42.50
ANGULO DES	8" x 4" x 1"	55.40

ANGULO DES	8" x 6" x 1/2"	34.10
ANGULO DES	8" x 6" x 3/4"	50.10
ANGULO DES	8" x 6" x 1"	65.50


Calidades de acero

Acero ASTM A36 Fy= 2530 kg/cm2

Acero ASTM A529 Fy= 3515 kg/cm2

*Comercializamos otras calidades de acero en pedido especial

SOLERAS



Material	Pulg x Pulg	Kg/m
SOLERA	1" x 1/8"	0.63
SOLERA	1" x 3/16"	0.95
SOLERA	1" x 1/4"	1.27
SOLERA	1" x 5/16"	1.58
SOLERA	1" x 3/8"	1.90
SOLERA	1" x 1/2"	2.53

SOLERA	1 1/4" x 1/8"	0.79
SOLERA	1 1/4" x 3/16"	1.19
SOLERA	1 1/4" x 1/4"	1.58
SOLERA	1 1/4" x 5/16"	1.97
SOLERA	1 1/4" x 3/8"	2.37
SOLERA	1 1/4" x 1/2"	3.16
SOLERA	1 1/4" x 5/8"	3.96
SOLERA	1 1/4" x 3/4"	4.75
SOLERA	1 1/4" x 1"	6.33

SOLERA	1 1/2" x 3/16"	1.42
SOLERA	1 1/2" x 1/4"	1.90
SOLERA	1 1/2" x 5/16"	2.37
SOLERA	1 1/2" x 3/8"	2.85
SOLERA	1 1/2" x 1/2"	3.80
SOLERA	1 1/2" x 5/8"	4.75
SOLERA	1 1/2" x 3/4"	5.70
SOLERA	1 1/2" x 1"	7.60

SOLERA	1 3/4" x 3/16"	1.66
SOLERA	1 3/4" x 1/4"	2.22
SOLERA	1 3/4" x 5/16"	2.76
SOLERA	1 3/4" x 3/8"	3.32
SOLERA	1 3/4" x 1/2"	4.43
SOLERA	1 3/4" x 5/8"	5.54
SOLERA	1 3/4" x 3/4"	6.65
SOLERA	1 3/4" x 1"	8.86

SOLERA	2" x 3/16"	1.90
SOLERA	2" x 1/4"	2.53
SOLERA	2" x 5/16"	3.16
SOLERA	2" x 3/8"	3.80
SOLERA	2" x 1/2"	5.06
SOLERA	2" x 5/8"	6.33
SOLERA	2" x 3/4"	7.60
SOLERA	2" x 1"	10.13
SOLERA	2" x 1 1/2"	15.19

SOLERA	2 1/4" x 1/4"	2.85
SOLERA	2 1/4" x 5/16"	3.55
SOLERA	2 1/4" x 3/8"	4.27
SOLERA	2 1/4" x 1/2"	5.70
SOLERA	2 1/4" x 5/8"	7.12
SOLERA	2 1/4" x 3/4"	8.55
SOLERA	2 1/4" x 1"	11.39
SOLERA	2 1/4" x 1 1/4"	14.24
SOLERA	2 1/4" x 1 1/2"	17.09

Material	Pulg x Pulg	Kg/m
SOLERA	2 1/2" x 1/4"	3.16
SOLERA	2 1/2" x 5/16"	3.95
SOLERA	2 1/2" x 3/8"	4.75
SOLERA	2 1/2" x 1/2"	6.33
SOLERA	2 1/2" x 5/8"	7.91
SOLERA	2 1/2" x 3/4"	9.49
SOLERA	2 1/2" x 1"	12.66
SOLERA	2 1/2" x 1 1/4"	15.82
SOLERA	2 1/2" x 1 1/2"	18.99

SOLERA	2 3/4" x 3/16"	2.61
SOLERA	2 3/4" x 1/4"	3.48
SOLERA	2 3/4" x 5/16"	4.34
SOLERA	2 3/4" x 3/8"	5.22
SOLERA	2 3/4" x 1/2"	6.96
SOLERA	2 3/4" x 5/8"	8.70
SOLERA	2 3/4" x 3/4"	10.44
SOLERA	2 3/4" x 1"	13.93
SOLERA	2 3/4" x 1 1/4"	17.41
SOLERA	2 3/4" x 1 1/2"	20.89

SOLERA	3" x 1/4"	3.80
SOLERA	3" x 5/16"	4.74
SOLERA	3" x 3/8"	5.70
SOLERA	3" x 1/2"	7.60
SOLERA	3" x 5/8"	9.49
SOLERA	3" x 3/4"	11.39
SOLERA	3" x 1"	15.19
SOLERA	3" x 1 1/4"	18.99
SOLERA	3" x 1 1/2"	22.79

SOLERA	3 1/2" x 1/4"	4.43
SOLERA	3 1/2" x 5/16"	5.53
SOLERA	3 1/2" x 3/8"	6.65
SOLERA	3 1/2" x 1/2"	8.60
SOLERA	3 1/2" x 5/8"	11.08
SOLERA	3 1/2" x 3/4"	13.29
SOLERA	3 1/2" x 1"	17.72
SOLERA	3 1/2" x 1 1/4"	19.94
SOLERA	3 1/2" x 1 1/2"	22.15

SOLERA	3 3/4" x 1/4"	4.75
SOLERA	3 3/4" x 5/16"	5.92
SOLERA	3 3/4" x 3/8"	7.12
SOLERA	3 3/4" x 1/2"	9.49
SOLERA	3 3/4" x 5/8"	11.87
SOLERA	3 3/4" x 3/4"	14.24
SOLERA	3 3/4" x 1"	18.99
SOLERA	3 3/4" x 1 1/4"	23.74
SOLERA	3 3/4" x 1 1/2"	28.48




Calidades de acero

Acero ASTM A36 Fy= 2530 kg/cm2

Acero ASTM A529 Fy= 3515 kg/cm2

*Comercializamos otras calidades de acero en pedido especial

SOLERAS



Material	Pulg x Pulg	Kg/m
SOLERA	4" x 1/4"	5.06
SOLERA	4" x 5/16"	6.32
SOLERA	4" x 3/8"	7.60
SOLERA	4" x 7/16"	8.86
SOLERA	4" x 1/2"	10.13
SOLERA	4" x 5/8"	12.66
SOLERA	4" x 3/4"	15.19
SOLERA	4" x 1"	20.26
SOLERA	4" x 1 1/4"	25.32
SOLERA	4" x 1 1/2"	30.38

SOLERA	4 1/2" x 1/4"	5.70
SOLERA	4 1/2" x 5/16"	7.11
SOLERA	4 1/2" x 3/8"	8.55
SOLERA	4 1/2" x 1/2"	11.39
SOLERA	4 1/2" x 5/8"	14.24
SOLERA	4 1/2" x 3/4"	17.09
SOLERA	4 1/2" x 1"	22.79
SOLERA	4 1/2" x 1 1/4"	28.48
SOLERA	4 1/2" x 1 1/2"	34.18

SOLERA	5" x 1/4"	6.33
SOLERA	5" x 5/16"	7.90
SOLERA	5" x 3/8"	9.49
SOLERA	5" x 1/2"	12.66
SOLERA	5" x 5/8"	15.82
SOLERA	5" x 3/4"	18.99
SOLERA	5" x 1"	25.32
SOLERA	5" x 1 1/4"	31.65
SOLERA	5" x 1 1/2"	37.98

SOLERA	5 1/2" x 1/4"	6.96
SOLERA	5 1/2" x 5/16"	8.69
SOLERA	5 1/2" x 3/8"	10.44
SOLERA	5 1/2" x 1/2"	13.93
SOLERA	5 1/2" x 5/8"	17.41
SOLERA	5 1/2" x 3/4"	20.89
SOLERA	5 1/2" x 1"	27.85
SOLERA	5 1/2" x 1 1/4"	34.81
SOLERA	5 1/2" x 1 1/2"	41.78

SOLERA	6" x 1/4"	7.60
SOLERA	6" x 5/16"	9.48
SOLERA	6" x 3/8"	11.39
SOLERA	6" x 1/2"	15.19
SOLERA	6" x 5/8"	18.99
SOLERA	6" x 3/4"	22.79
SOLERA	6" x 1"	30.38
SOLERA	6" x 1 1/4"	37.38
SOLERA	6" x 1 1/2"	45.58

Material	Pulg x Pulg	Kg/m
SOLERA	7" x 1/4"	8.86
SOLERA	7" x 5/16"	11.08
SOLERA	7" x 3/8"	13.29
SOLERA	7" x 1/2"	17.73
SOLERA	7" x 5/8"	22.16
SOLERA	7" x 3/4"	26.59
SOLERA	7" x 1"	33.45
SOLERA	7" x 1 1/4"	44.31
SOLERA	7" x 1 1/2"	53.18

SOLERA	8" x 1/4"	10.13
SOLERA	8" x 5/16"	12.66
SOLERA	8" x 3/8"	15.19
SOLERA	8" x 1/2"	20.26
SOLERA	8" x 5/8"	25.32
SOLERA	8" x 3/4"	30.39
SOLERA	8" x 1"	40.52
SOLERA	8" x 1 1/4"	50.65
SOLERA	8" x 1 1/2"	60.77

SOLERA	9" x 1/4"	11.40
SOLERA	9" x 5/16"	14.24
SOLERA	9" x 3/8"	17.09
SOLERA	9" x 1/2"	22.79
SOLERA	9" x 5/8"	28.49
SOLERA	9" x 3/4"	34.19
SOLERA	9" x 1"	45.58
SOLERA	9" x 1 1/4"	56.98
SOLERA	9" x 1 1/2"	68.37

SOLERA	10" x 1/4"	12.66
SOLERA	10" x 5/16"	15.83
SOLERA	10" x 3/8"	18.99
SOLERA	10" x 1/2"	25.32
SOLERA	10" x 5/8"	31.65
SOLERA	10" x 3/4"	37.98
SOLERA	10" x 1"	50.65
SOLERA	10" x 1 1/4"	63.31
SOLERA	10" x 1 1/2"	75.97

SOLERA	12" x 1/4"	15.19
SOLERA	12" x 5/16"	18.99
SOLERA	12" x 3/8"	22.79
SOLERA	12" x 1/2"	30.39
SOLERA	12" x 5/8"	37.98
SOLERA	12" x 3/4"	45.58
SOLERA	12" x 1"	60.77
SOLERA	12" x 1 1/4"	75.97
SOLERA	12" x 1 1/2"	91.16

SOLERA	14" x 1/4"	17.73
SOLERA	14" x 5/16"	22.16
SOLERA	14" x 3/8"	26.59
SOLERA	14" x 1/2"	35.45
SOLERA	14" x 5/8"	44.31
SOLERA	14" x 3/4"	53.18
SOLERA	14" x 1"	70.90
SOLERA	14" x 1 1/4"	88.63
SOLERA	14" x 1 1/2"	106.36



Calidades de acero

Acero ASTM A36 Fy= 2530 kg/cm2

Acero ASTM A529 Fy= 3515 kg/cm2

*Comercializamos otras calidades de acero en pedido especial

CANAL ESTANDAR



Material	Pulg x Lb/ft
----------	--------------

CANAL ESTANDAR	3" x 3.5
CANAL ESTANDAR	3" x 4.1

CANAL ESTANDAR	4" x 4.2
CANAL ESTANDAR	4" x 4.3

CANAL ESTANDAR	5" x 4.4
CANAL ESTANDAR	5" x 4.5

CANAL ESTANDAR	6" x 4.6
CANAL ESTANDAR	6" x 4.7
CANAL ESTANDAR	6" x 4.8

CANAL ESTANDAR	7" x 4.9
CANAL ESTANDAR	7" x 4.10
CANAL ESTANDAR	7" x 4.11

CANAL ESTANDAR	8" x 4.12
CANAL ESTANDAR	8" x 4.13
CANAL ESTANDAR	8" x 4.14

CANAL ESTANDAR	9" x 4.15
CANAL ESTANDAR	9" x 4.16
CANAL ESTANDAR	9" x 4.17

CANAL ESTANDAR	10" x 4.18
CANAL ESTANDAR	10" x 4.19
CANAL ESTANDAR	10" x 4.20
CANAL ESTANDAR	10" x 4.21

CANAL ESTANDAR	12" x 4.22
CANAL ESTANDAR	12" x 4.23
CANAL ESTANDAR	12" x 4.24

CANAL ESTANDAR	15" x 4.25
CANAL ESTANDAR	15" x 4.26
CANAL ESTANDAR	15" x 4.27

Calidades de acero

Acero ASTM A36	Fy= 2530 kg/cm ²
----------------	-----------------------------

Acero ASTM A529	Fy= 3515 kg/cm ²
-----------------	-----------------------------

*Comercializamos otras calidades de acero en pedido especial

REDONDO SÓLIDO



Material	Pulg	Kg/m
REDONDO	3/8	0.559
REDONDO	7/16	0.760
REDONDO	1/2	0.994
REDONDO	9/16	1.257
REDONDO	5/8	1.552
REDONDO	11/16	1.878
REDONDO	3/4	2.235
REDONDO	13/16	2.622
REDONDO	7/8	3.045
REDONDO	15/16	3.491
REDONDO	1	3.973
REDONDO	1 1/16	4.484
REDONDO	1 1/8	5.022
REDONDO	1 3/16	5.605
REDONDO	1 1/4	6.208
REDONDO	1 5/16	6.845
REDONDO	1 3/8	7.514
REDONDO	1 7/16	8.212
REDONDO	1 1/2	9.000
REDONDO	1 9/16	9.702
REDONDO	1 5/8	10.490
REDONDO	1 11/16	11.317
REDONDO	1 3/4	12.170
REDONDO	1 13/16	13.056
REDONDO	1 7/8	13.970
REDONDO	1 15/16	14.918
REDONDO	2	15.890
REDONDO	2 1/16	16.905

Calidades de acero

Acero ASTM A36 $F_y = 2530 \text{ kg/cm}^2$

Acero ASTM A529 $F_y = 3515 \text{ kg/cm}^2$

*Comercializamos otras calidades de acero en pedido especial

CUADRADO SÓLIDO



Material	Pulg	Kg/m
CUADRADO	3/8	0.559
CUADRADO	7/16	0.760
CUADRADO	1/2	0.994
CUADRADO	5/8	1.552
CUADRADO	3/4	2.235
CUADRADO	13/16	2.622
CUADRADO	7/8	3.045
CUADRADO	15/16	3.491
CUADRADO	1	3.973
CUADRADO	1 1/16	4.484
CUADRADO	1 1/8	5.022
CUADRADO	1 3/16	5.605
CUADRADO	1 1/4	6.208
CUADRADO	1 5/16	6.845
CUADRADO	1 3/8	7.514
CUADRADO	1 1/2	9.000
CUADRADO	1 9/16	9.702
CUADRADO	1 5/8	10.490
CUADRADO	1 3/4	12.170
CUADRADO	2	15.890
CUADRADO	2 1/4	16.905

Calidades de acero

Acero ASTM A36 $F_y = 2530 \text{ kg/cm}^2$

Acero ASTM A529 $F_y = 3515 \text{ kg/cm}^2$

*Comercializamos otras calidades de acero en pedido especial

HSS Cuadrado



Medida	Espesor	Peso x pieza
4 X 4	1/8"	117.24
	3/16"	171.04
	1/4"	221.67
	5/16"	269.25
	3/8"	313.54
	1/2"	392.72
4 1/2 X 4 1/2	1/8"	132.49
	3/16"	194.22
	1/4"	252.54
	5/16"	307.93
	3/8"	359.90
	1/2"	454.45
5 X 5	1/8"	147.99
	3/16"	217.28
	1/4"	283.65
	5/16"	346.36
	3/8"	406.14
	1/2"	516.18
5 1/2 X 5 1/2	3/16"	240.58
	1/4"	314.39
	5/16"	385.03
	3/8"	452.62
6 X 6	3/16"	263.76
	1/4"	345.26
	5/16"	423.71
	3/8"	498.86
	1/2"	639.77
	5/8"	769.82
7 X 7	3/16"	310.12
	1/4"	406.99
	5/16"	500.93
	3/8"	591.46
	1/2"	763.48
7 1/2 X 7 1/2	3/16"	333.18
	1/4"	437.86
	5/16"	539.61
	3/8"	637.82
8 X 8	1/2"	825.21
	3/16"	356.36
	1/4"	468.72
	5/16"	578.04
	3/8"	684.30
	1/2"	886.94
	5/8"	1078.48

Medida	Espesor	Peso x pieza
9 X 9	3/16"	402.72
	1/4"	530.70
	5/16"	655.38
	3/8"	776.90
	1/2"	1010.48
10 X 10	3/16"	448.96
	1/4"	592.43
	5/16"	732.61
	3/8"	869.62
	1/2"	1133.99
	5/8"	1388.36
12 X 12	3/4"	1666.03
	3/16"	541.80
	1/4"	715.90
	5/16"	887.06
	3/8"	1054.81
	1/2"	1381.04
14 X 14	5/8"	1697.02
	3/4"	2036.42
	5/16"	1041.39
	3/8"	1240.25
	1/2"	1628.21
16 X 16	5/8"	2035.26
	3/4"	2366.80
	7/8"	2708.40
	5/16"	1195.60
	3/8"	1425.57
18 X 18	1/2"	1875.51
	5/8"	2306
	3/4"	2732.80
	7/8"	3147.60
20 X 20	1/2"	2123
	5/8"	2623
	3/4"	3099
22 X 22	7/8"	3574.60
	1/2"	2367
	5/8"	2928
	3/4"	3477
	7/8"	4013.80
	3/4"	3843
	7/8"	4440.80

PLACA DE ACERO

Calidades de acero

ASTM 36	A-572-50	SAE 1010
A-283-C	A285-C	A-709-50
A-515-70	A-516-70	H50

		Espesor	3/16"	1/4"	5/16"	3/8"	1/2"	5/8"	3/4"	7/8"	1"	1 1/4"	1 1/2"	2"
Medidas		Peso kg/m2												
Pies	Metros													
3 X 8	.914 X 2.44		84	112	139	167	222	278	334	389	445	557	677	889
3 X 10	.914 X 3.05		104	140	173	208	278	348	418	486	556	696	834	1112
3 X 20	.914 X 6.10		210	280	346	416	556	696	836	972	1112	1392	1667	2223
4 X 8	1.22 X 2.44		112	150	185	222	297	372	446	519	594	743	890	1187
4 X 10	1.22 X 3.05		140	187	231	278	371	464	558	648	742	929	1113	1484
4 X 20	1.22 X 6.10		280	373	461	555	742	929	1116	1297	1484	1858	2226	2968
5 X 20	1.52 X 6.10		349	466	578	694	924	1157	1390	1616	1849	2315	2773	3697
6 X 20	1.83 X 6.10		420	561	694	833	1113	1393	1674	1945	2226	2787	3339	4452
8 X 20	2.44 X 6.10		552	748	923	1110	1484	1858	2232	2594	2968	3715	4452	5935

LAMINA Y PLACA ANTIDERRAPANTE

Calibre	Espesor		3' X 8'	3' X 10'	4' X 8'	4' X 10'
	Pulg	mm				
10	0.134	3.42	61.24	76.54	81.66	102.06
11	0.119	3.04	54.43	68.04	72.57	90.72
12	0.104	2.66	47.63	59.53	63.5	79.38
13	0.089	2.28	40.82	51.03	54.43	68.04
14	0.074	1.91	34.19	42.52	45.36	56.67
1/8"	0.125	3.17	59.91	71.14	74.8	93.60
3/16"	0.187	4.76	85.36	106.71	113.81	142.26
1/4"	0.25	6.35	113.8	142.26	151.7	189.60



Para mayor información contactenos a ventas@acruve.com